

Using Games to Improve Students' skills: Reading and Writing

June 13th, 2019



Escola de Formação de Educadores do Recife
Professor Paulo Freire



RECIFE
PREFEITURA DA CIDADE

PRESENTATION

Dear teachers of the Prefeitura Municipal do Recife,

In this training session, we will address an Intensive Cycle of Thematic whose theme of the 6th Meeting to be held is **Using Games to Improve Students' skills: Reading and Writing**, in order to promote a discussion, tracing teaching strategies to guarantee the Learning Rights of the students.

This study is based on the Curriculum Matrix of our Education Policy.

OBJECTIVES OF THE TRAINING SESSION

- Introduce to the teachers how reading and writing games can be used as a tool to enhance students' reading and writing abilities as well as motivate and develop their communicative skills.
- Present ideas on how games can be used to explore reading and writing in the wider context of language usage
- Experience the use of reading and writing games among the participant teachers in the current training.
- Encourage participant teachers to produce their own games adapted to their students' needs.

GUIDELINES

1. WELCOME

2. Warm Up: Let's sing!

3. CLASS CONTRACT

4. Theme presentation: Using Games to Improve Students' Skills: Reading and Writing

5. Suggestion of Games – Time to play and have fun

Game 1: Ask and answer questions about Family.

Game 2: Nationalities/Countries and Cities Board game.

Game 3: Ask me!

Game 4: What is his/her job?

Game 5: How often do you...?

Game 6: Adverbs of Frequency

Game 7: Are you allowed

Game 8: Adjectives/Opposites

Game 9: What are they doing?

Game 10: What's the Question?

Game 11: Food and Drink Partitives

6. Sharing successful experiences.

CLASS CONTRACT

Let's make a deal so that we make the most of this study moment?

1. Leave the cell phone on the silent mode , please. As for emergency calls and whatsapp messages , remember to only answer them outside the room and do not forget to say you need a moment outside, please.
2. Avoid distractions on WhatsApp. Use it unless it's extremely important. Enjoy this moment of sharing and caring , learning and teaching. It's part of YOUR OWN TEACHER DEVELOPMENT.
3. Share the conversations with our colleagues that flank us with in the large group.
4. Observe the schedules of this study. We think of them with much affection , for you;
5. Listen to the exhibitions of our colleague;
6. Remember to sign the frequency and get the statement;
7. This item has been reserved to add your suggestions to close our combo. What do you suggest include?

**Please Silence
Your Cell Phone**



Thank You

Image credits
<https://images.app.goo.gl/HjpG4Vi3ptPUZWYt8>

LEAD IN – LET'S SING!

<https://www.youtube.com/watch?v=Eb3el8Li6bw>



https://www.youtube.com/watch?v=7RXXDER7_A

Image credits:

https://www.google.com/search?rlz=1C1SQJL_pt-BRBR806BR806&tbm=isch&sa=1&ei=GRoAXdmzJMXV5OUP6v2dyAQ&q=pictures+to+ilustratemusic+activities+inefl+classes&oq=pictures+to+ilustratemusic+activities+inefl+classes&gs_l=img.3...247806.264899..265157...11.0..3.291.13838.1j0j64.....0....1..gws-wiz-img.....0..35i39j0j0i67j0i30j0i8i30i19j0i19.20CoeVkk6ro#imgsrc=7buFKpAZsnRL_M:

LET'S PLAY! LET'S GAME!



Now, it's time to have fun and improve students' English by playing some board games!

Game 1: Ask and answer questions about Family.

Game 2: Nationalities/Countries and Cities Board game.

Game 3: Ask me!

Game 4: What is his/her job?

Game 5: How often do you...?

Game 6: Adverbs of Frequency

Game 7: Are you allowed

Image credit

https://www.google.com/search?q=images+of+EFL+games&rlz=1C1SQJL_pt-BRBR806BR806&source=lnms&tbm=isch&sa=X&ved=0ahUKEwiX9eXasOLiAhWGCrkGHdMDD3AQ_AUIEigD&biw=1366&bih=657#imgsrc=xRKVzrJ9HBD_sM: s

30/05/2019



Escola de Formação de Educadores do Recife
Professor Paulo Freire



RECIFE
PREFEITURA DA CIDADE

LET'S PLAY! LET'S GAME!



Now, it's time to have fun and improve students' English by playing some board games!

Game 8: Adjectives/Opposites

Game 9: What are they doing?

Game 10: What's the Question?

Game 11: Food and Drink Partitives

Image credit

https://www.google.com/search?q=images-of+EFL+games&rlz=1C1SQJL_pt-BRBR806BR806&source=lnms&tbm=isch&sa=X&ved=0ahUKEwiX9eXasOLiAhWGCrkGHdMDD3AQ_AUIEigD&biw=1366&bih=657#imgsrc=xRKVzrJ9HBD_sM: s

30/05/2019

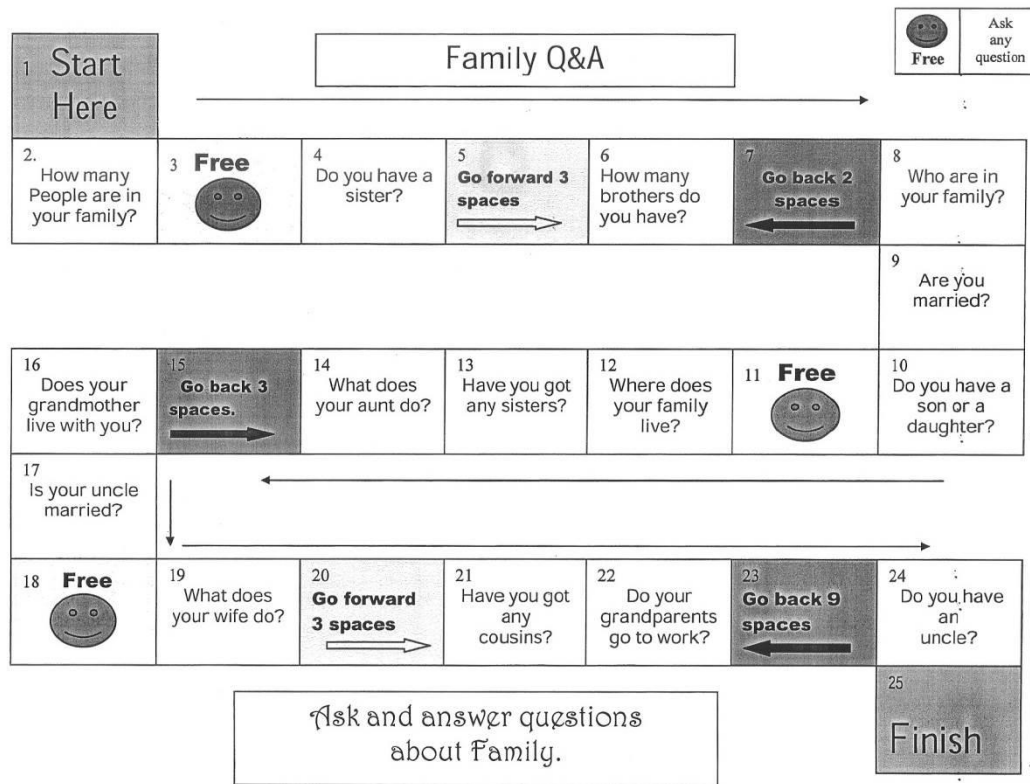


Escola de Formação de Educadores do Recife
Professor Paulo Freire



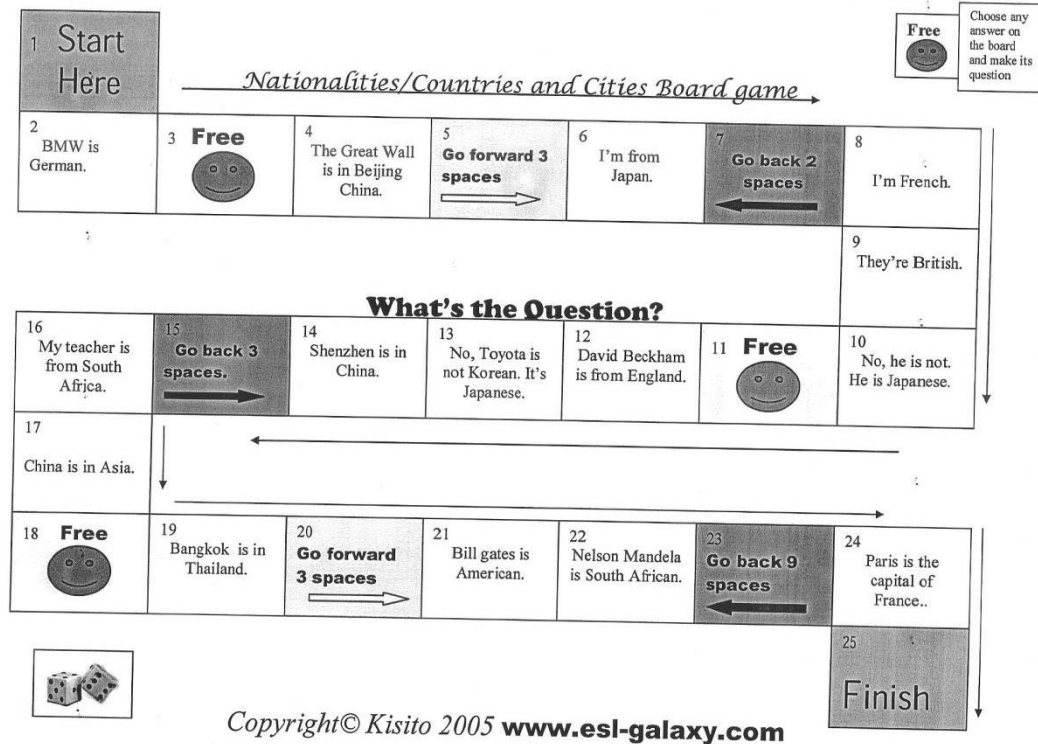
RECIFE
PREFEITURA DA CIDADE

LEARNING WITH FUN BY PLAYING GAMES!















Copyright© Kisito 2005 www.esl-galaxy.com

LEARNING WITH FUN BY PLAYING GAMES!

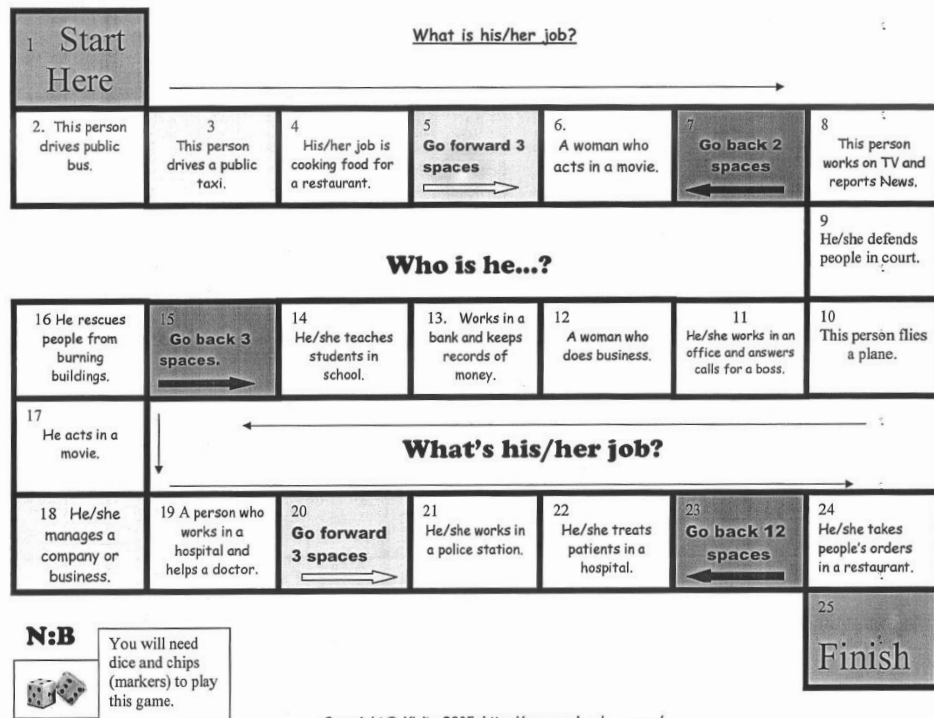


LEARNING WITH FUN BY PLAYING GAMES!

1 Start							
2 What's ...?	3 Who are...?	4 FREE 	5 Is she...?	6 What do...?	7  Go back 4 spaces	8 Can you...?	9 When is...?
							10 How many...?
18 Where do...?	17 Is there...?	16  Go forward 6 spaces	15 Do you...?	14 Where is...?	13 FREE 	12 How often...?	11 Why do...?
19 Who is...?							
20 Have you ...?	21 FREE 	22 Where are...?	23 Are you...?	24 Why are...?	25 How much...?	26  Go back 6 Spaces	27 How tall...?
							28 What do...?
36 When do you...?	35 Who can...?	34  Go forward 4 spaces	33 Is this your...?	32 How old...?	31 FREE 	30 Can I...?	29 Where can I...?
37 What are...?							
38  Go back 5 Spaces	39 How do you...?	40 FREE 	41 Is that her...?	42  Go forward 2 spaces	43 Which...?	44 How much...?	45  Go back 20 Spaces
							46 Finish

Copyright© Kisito 2005 www.esl-galaxy.com

LEARNING WITH FUN BY PLAYING GAMES!



Copyright© Kisito 2005 <http://www.esl-galaxy.com/>

LEARNING WITH FUN BY PLAYING GAMES!











Start	...watch a movie?	...travel by plane	...stay up late	Go forward 3 spaces	...travel by train?	Make your own question!	...read a comic book?	...talk to your boyfriend/ girlfriend?	...eat breakfast in a restaurant?	...go to church?
sometimes	every day	never	usually	rarely	...take a shower in the evening?					
...fall asleep in front of the TV?	...take an elevator?	Make your own question!	...drive a car?	...get up early?	...ride a horse?	...do your homework?	...play video games?	Make your own question!	Go back 2 spaces	
...visit your friends?	How often do you...									
...go shopping for new clothes?	Go forward 1 space	...read a book for pleasure?	Make your own question!	...write a letter?	...travel by boat?	Make your own question!	Go back 7 spaces	...go to a library?	...travel by bus?	
frequently	often	all the time	once in a while	always	...ride a bicycle?					
Finish!	...cheat on an exam?	...wear black shoes?	Go back 4 spaces	Make your own question!	...watch football on TV?	...send an email?	...smile?	Go forward 2 spaces	Make your own question!	

Based on a board game found here: <http://www.esi-galaxy.com/board.htm>



This work is licensed under the Creative Commons Attribution-NonCommercial-No Derivative Works 3.0 License. To view a copy of this license, visit <http://creativecommons.org/licenses/by-nc-nd/3.0/> or send a letter to Creative Commons, 543 Howard Street, 5th Floor, San Francisco, California, 94105, USA.
Licensed by Judith Blair 2007


LEARNING WITH FUN BY PLAYING GAMES!

1 Start Here		Adverbs of Frequency. Ask questions using <i>How often do you...? Or Do you often...?</i>				Free  Make up your own questions	
2 ...watch a movie?	3 Free 	4 ...take a shower in the evening?	5 Go forward 3 spaces 	6 ...sleep in front of a computer?	7 Go back 2 spaces 	8 ...kiss somebody?	
How often do you...?							
16 ...eat breakfast in a restaurant?	15 Go back 3 spaces. 	14 ...stay up late?	13 ...travel by sea?	12 ...cook your own food?	11 Free 	10 ...travel by plane?	
17 ...watch football (soccer) on TV?	Do you often ...?						
18 Free 	19 ...have nightmares?	20 Go forward 3 spaces 	21 ...visit your friends?	22 ...go shopping for new clothes?	23 Go back 13 spaces 	24 ...go to a library?	
N:B  You will need dice and chips (markers) to play this game.						25 Finish	

Copyright© Kisito 2005 www.esl-galaxy.com

LEARNING WITH FUN BY PLAYING GAMES!

Start	Are you allowed to chew gum in class?	Are you allowed to eat all the bread at dinner?	Name one thing you are NOT allowed to do	Go forward 4 spaces	Are you allowed to help your friends with their homework?	Are you allowed to jump on your bed?	Are you allowed to watch TV after midnight?
Yes, I am allowed to...				No, I am not allowed to...			Are you allowed to do your homework?
Go back 4 spaces	Name one thing you are allowed to do	Are you allowed to eat breakfast?	Are you allowed to take exams?	Are you allowed to shout at your teachers?	Are you allowed to listen to music in class?	Are you allowed to be on time for class?	Are you allowed to wear your pyjamas to school?
Are you allowed to spit in school?	Are you allowed?						
Are you allowed to sit at your desk?	Are you allowed to smile at your friends?	Name one thing you are NOT allowed to do	Go forward 2 spaces	Are you allowed to fight in school?	Name one thing you are allowed to do	Are you allowed to talk on the phone at school?	Go back 6 spaces
No, I am not allowed to...				Yes, I am allowed to...			Name one thing you are NOT allowed to do
Finish!	Are you allowed to win this game?	Name one thing you are allowed to do	Are you allowed to sit on your desk?	Are you allowed to laugh in school?	Are you allowed to run in the corridor at school?	Are you allowed to hit your parents?	Are you allowed to eat spaghetti?

 This work is licensed under the Creative Commons Attribution-NonCommercial-No Derivative Works 3.0 License. To view a copy of this license, visit <http://creativecommons.org/licenses/by-nc-nd/3.0/> or send a letter to Creative Commons, 543 Howard Street, 5th Floor, San Francisco, California, 94105, USA.
Licensed by Judith Blair 2007

1 Start Here




Adjectives/opposites

2 Tall	3 Strong	4 Expensive	5 Dirty	6 Fast	7 Thin	8 Happy
16 Weak	15 Bad	14 Slow	13 Quiet	12 Short	11 Married	10 Cheap
17 Ugly	18 Clean	19 Noisy	20 Go forward 1 space	21 Single	22 Good	23 Sad


25
Finish


What's the opposite?

LEARNING WITH FUN BY PLAYING GAMES!

1 Start Here		<i>Food and drinks Partitives</i> <i>For ex: " May I have a slice of pizza?"</i>				
2 ...a can of _____	3 Free 	4 ...a slice of _____	5 Go forward 3 spaces →	6 ...a bottle of _____	7 Go back 2 spaces ←	8 ...a bar of _____
May I have...?						9 ...a box of _____
16 ...a glass of _____	15 Go back 3 spaces. ←	14 ...a bottle of _____	13 ...a cup of _____	12 ...a bag of _____	11 Free 	10 ...a piece of _____
17 ...a bunch of _____	I want ...					
18 Free 	19 ...a glass of _____	20 Go forward 3 spaces →	21 ...a carton of _____	22 ...a piece of _____	23 Go back 13 spaces ←	24 ...a bowl of _____
						25 Finish

N:B

 You will need dice and chips (markers) to play this game.

 Use any partitive

est-galaxy.com
ESL Teacher & Student Resources

copyright, 2007
www.esl-galaxy.com
Futonge Kisito

LEARNING WITH FUN BY PLAYING GAMES!






Image credits
<https://images.app.goo.gl/XMt4qJdkUjFKNUws5>

SHARING SUCCESSFUL GAME ACTIVITIES IN THE CLASSROOM

Teachers are going to present successful experiences based on the proposals of the training sessions during the semester.

POLÍTICA DE ENSINO DA RMR



CLIQUE NO LINK ABAIXO
PARA FAZER O DOWNLOAD.

<http://www.recife.pe.gov.br/efaerpaulofreire/politica-de-ensino>



thank
you

Image credits

<https://images.app.goo.gl/ossNuor9hYMVNLmQ9>

09/05/2019



Escola de Formação de Educadores do Recife
Professor Paulo Freire



RECIFE
PREFEITURA DA CIDADE


REFERÊNCIAS

RECIFE. Secretaria de Educação. Política de Ensino da Rede Municipal do Recife: subsídios para atualização da organização curricular. / Élia de Fátima Lopes Maçaira (Org.), Katia Marcelina de Souza (Org.), Marcia Maria Del Guerra (Org.). 2 ed. Recife: Secretaria de Educação, 2014.

www.esl-galaxy.com



Escola de Formação de Educadores do Recife
Professor Paulo Freire



“A pessoa conscientizada tem uma compreensão diferente da história e de seu papel. Recusa acomodar-se, mobiliza-se, organiza-se para o mundo”
(Paulo Freire)

PREFEITURA DO RECIFE
Secretaria de Educação
Diretoria Executiva de Gestão Pedagógica
Escola de Formação de Educadores do Recife Professor Paulo Freire
Rua Real da Torre, 229, Madalena, Recife/PE - CEP: 50.610-000
Tel: 81 3355-5851/ 3355-5856
<http://www.recife.pe.gov.br/efaerpaulofreire>